

CUSTOMER DATA

PART NO.

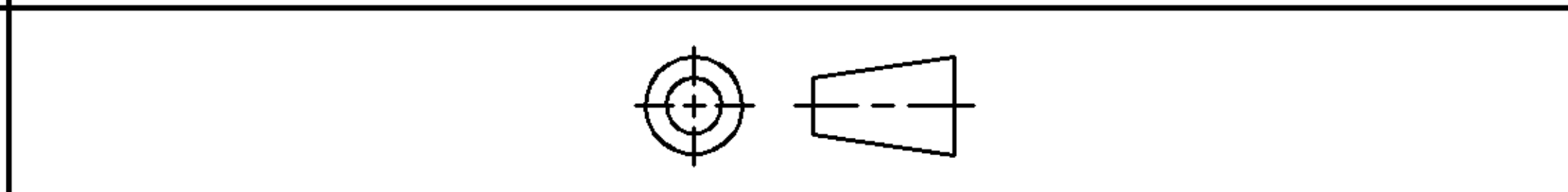
1432871-1

SHT. 1
OF 2

DRAWN N.TABAKOVIC	APPROVAL L.BENNETT	DATE FIRST_DRAWN 10-24-06	SCALE 1:1
----------------------	-----------------------	------------------------------	--------------

CUSTOMER
TYCO-STANDARD

TOLERANCE	0.X	=	+/-
UNLESS SPECIFIED	0.XX	=	+/-
OTHERWISE	0.XXX	=	+/-
	ANGLES	=	+/-



DO NOT SCALE THIS DRAWING

CHANGES			
REV.	DATE	CO	APP.
△	10-24-06	RELEASE	NT
△			

ELECTRICAL CHARACTERISTICS: (ALL DATA APPLIES @ 23°C UNLESS OTHERWISE SPECIFIED)

COIL DATA:

NOMINAL VOLTAGE: 24 VDC
 OPERATE VOLTAGE: 15.6 VDC MAXIMUM
 RELEASE VOLTAGE: 2.4 VDC MINIMUM
 COIL RESISTANCE: 360 OHMS +/- 10%
 OPERATE TIME: 8 mSEC. MAXIMUM EXCLUDING BOUNCE
 RELEASE TIME: 5 mSEC. MAXIMUM EXCLUDING BOUNCE
 TEMPERATURE RANGE: OPERATING -40°C TO +85°C

CONTACT DATA: (CONTACT DATA IS FORMATTED N.O./N.C.)

CONTACT ARRANGEMENT: 1 FORM C (SPDT)
 CONTACT MATERIAL: AgSnO (SILVER TIN-OXIDE)
 CONTACT MILLIVOLT DROP: 200mv @ 35A ON N.O. CONTACTS (AFTER SWITCHING)
 250mv @ 20A ON N.C. CONTACTS (AFTER SWITCHING)
 MAXIMUM MAKE CURRENT: 90A/30A (LAMP) @ 16 VDC
 MAXIMUM BREAK CURRENT: 40A/30A @ 16 VDC RESISTIVE
 MAXIMUM CONTINUOUS CURRENT: 40A/30A @ 23°C , 35A/20A @ 85°C
 INITIAL BREAKDOWN CURRENT: 500V RMS CONTACTS TO COIL

EXPECTED LIFE: 100,000 OPERATIONS, 40 A, 14 VDC RESISTIVE ON NORMALLY OPEN CONTACT

MECHANICAL CHARACTERISTICS:

EXPECTED LIFE: 10 MILLION OPERATIONS, NO CONTACT LOAD
 TERMINALS: PLATED BRASS
 ENCLOSURE: EPOXY SEALED

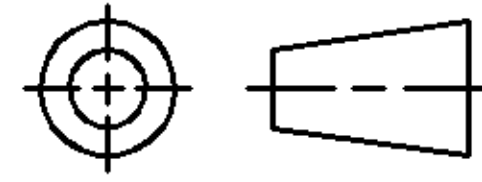
DRAWN N.TABAKOVIC	APPROVAL L.BENNETT	DATE FIRST_DRAWN 10-24-06	SCALE 1:1
----------------------	-----------------------	------------------------------	--------------

CUSTOMER
TYCO-STADARD

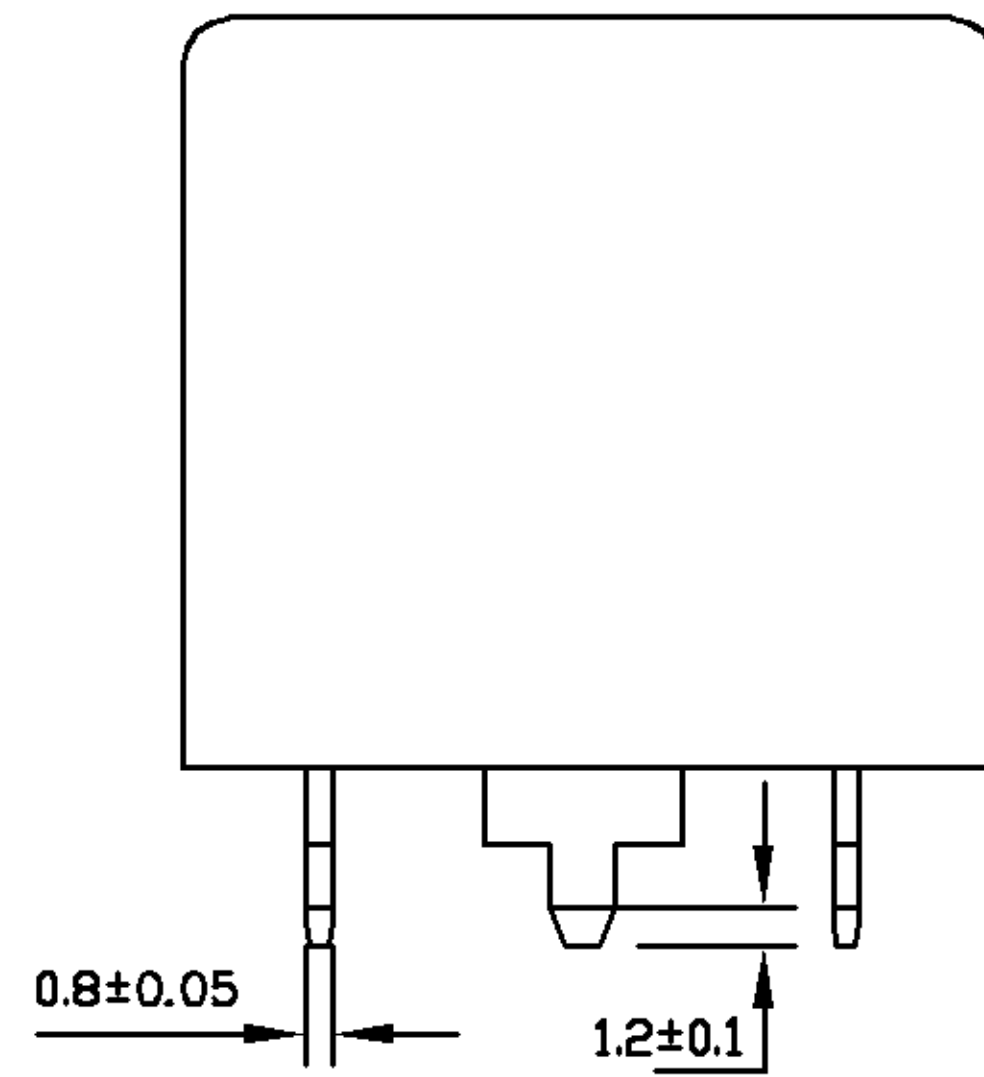
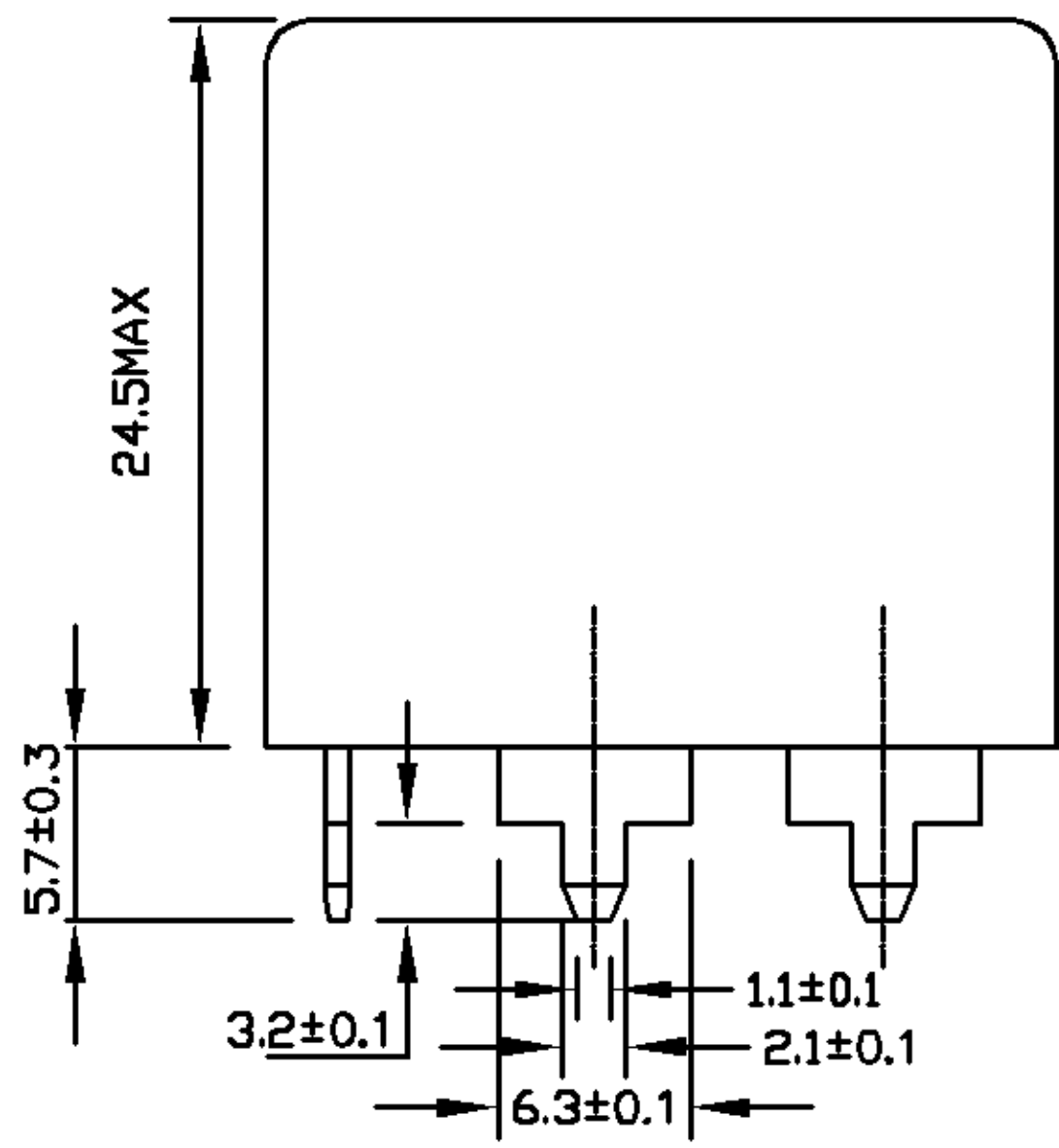
TOLERANCE UNLESS SPECIFIED OTHERWISE	0.X = +/— 0.XX = +/— 0.XXX = +/— ANGLES = +/—
---	--

DO NOT SCALE THIS DRAWING

REV A
MILLIMETERS

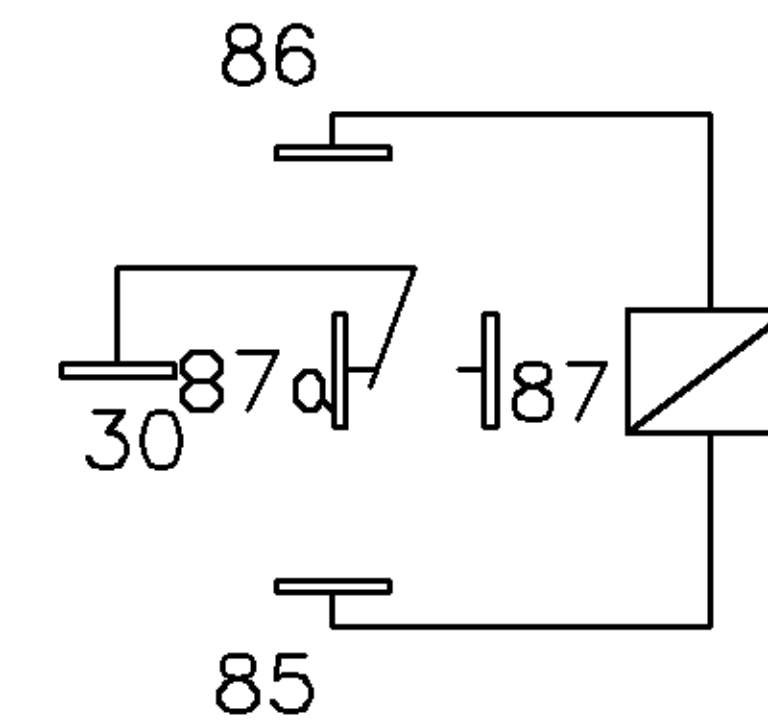
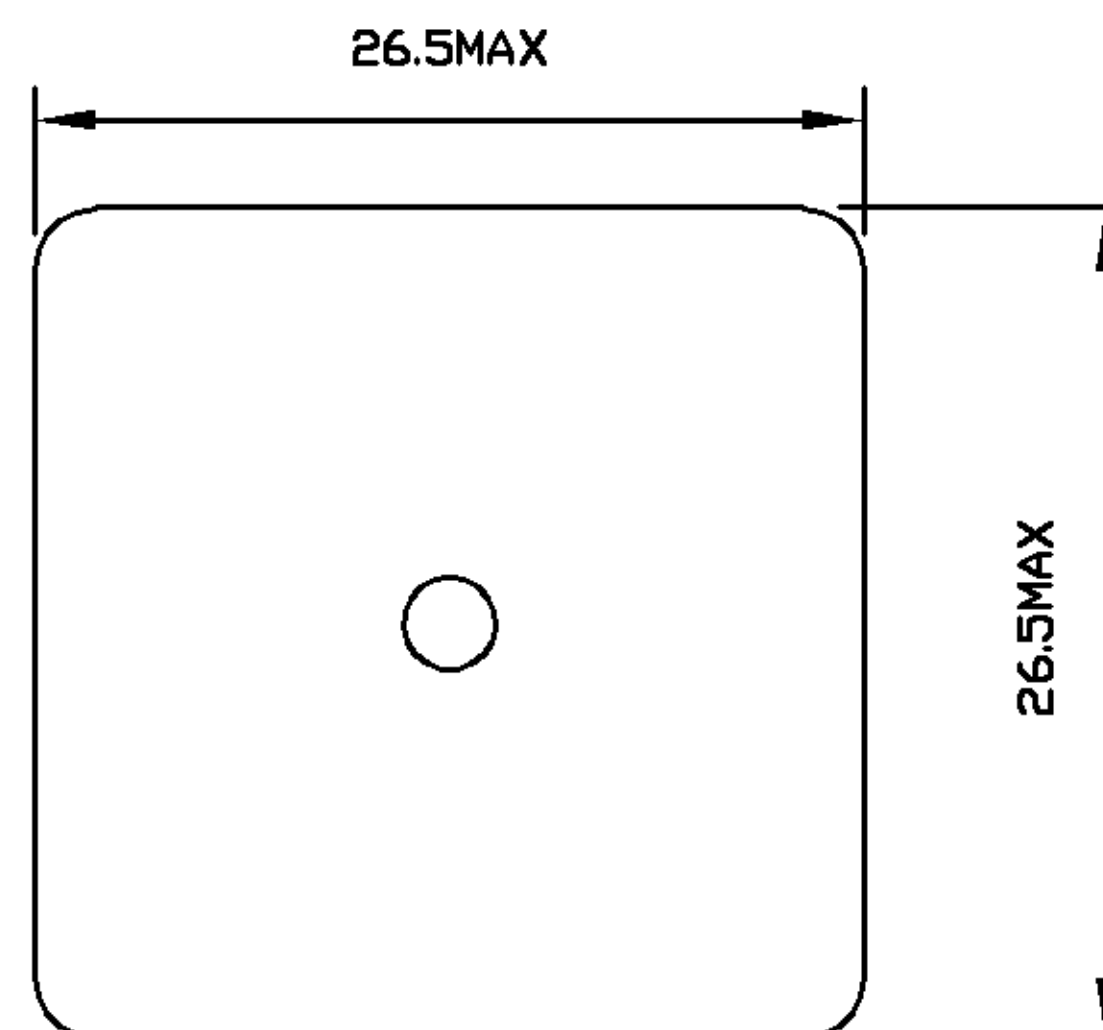
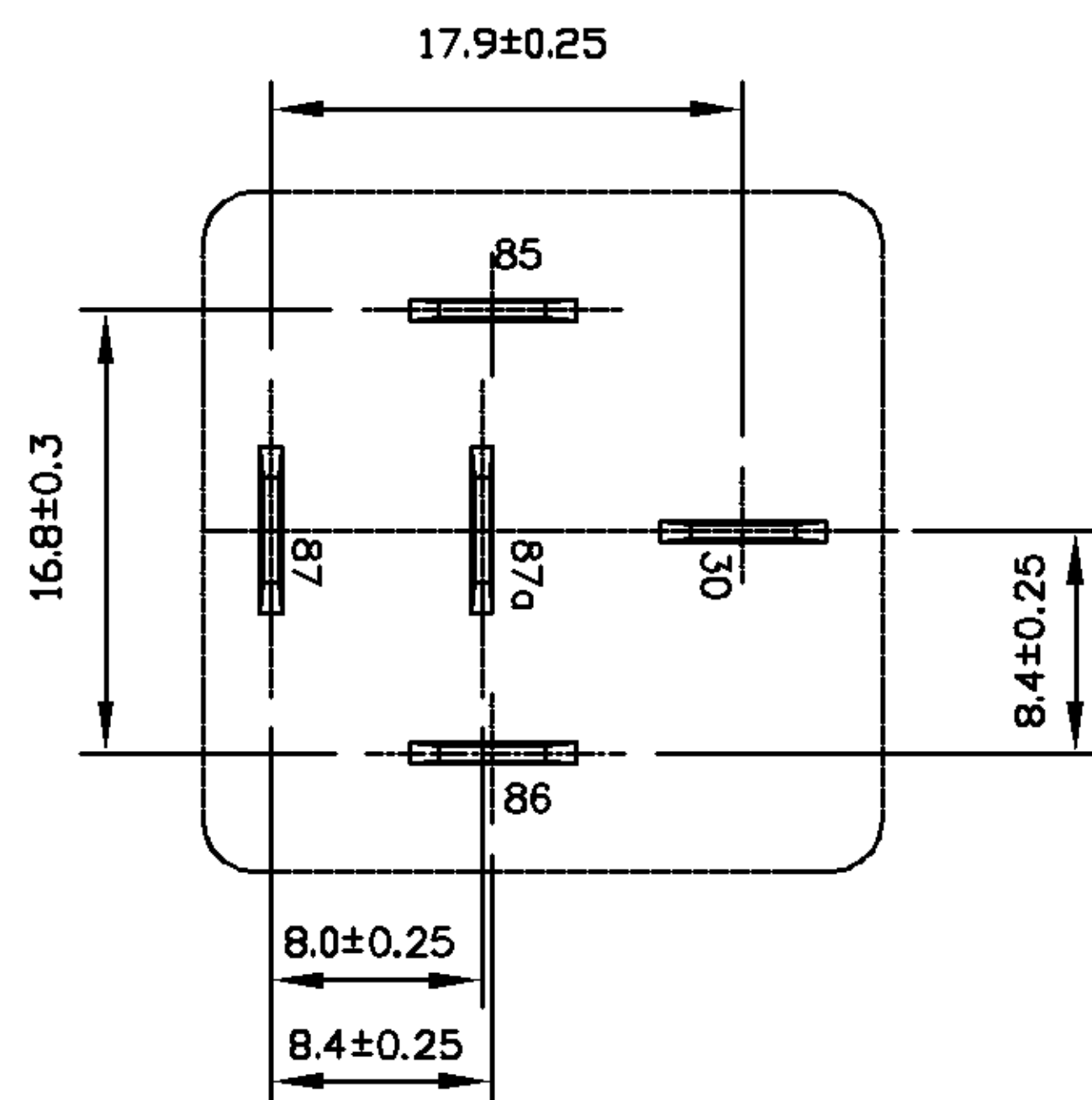


MARKING TO INCLUDE:
TYCO NAME, TYCO PART NUMBER, SCHEMATIC,
COIL VOLTAGE, COUNTRY OF ORIGIN, AND DATE CODE



* TERMINAL LOCATIONS
APPLY AT THE BASE
OF THE TERMINALS

↑K
K Aspect



Schematic Drawing
(Bottom views)